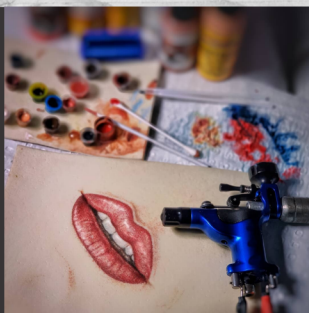


BASIC & ADVANCED

Both type of courses include comprehensive theoretical and practical lessons covering the entire system of cosmetic tattooing with different focuses for each skill level. Basic courses offer simpler options of cosmetic tattoo services in comparison with advanced level which offers larger and more indepth works.



ACCREDITED & NON-ACCREDITED

The accreditation of PMU artist can be achieved by passing SHBBINF001 Maintain infection control and SHBBSKS003 Design and provide cosmetic tattoo (for 3 areas: eyebrow, eyeliner and lip tattooing). Partial accreditation is not permitted and 1 or 2 area training may be performed only in form of non-accredited courses.



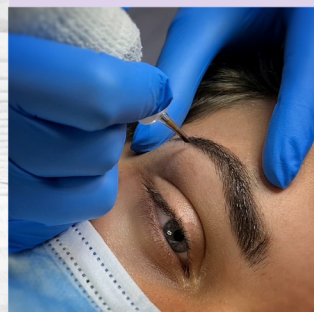
CHOOSE AREAS AND QUANTITY OF MODELS

You can choose a particular area or areas according to your individual requirements and study theoretical and practical materials with one or a few models per area by your choice.



FACE-TO-FACE AND ONLINE

Your training can be completed face-to-face, online or in combination. In case of online option, the theoretical part will be delivered in the form of live webinar and discussion, the practical work will be performed as a live demonstration.



PMU SCIENCE & REMOVAL COURSES

You can study an extensive PMU Science Course based on cross subject connections between wave colour theory, chemistry of pigments, physics of pigment implantation with different machines, needles and pigments, anatomical & biochemical Implications of cosmetic tattooing and pigment removals. You can also study Laser & Non-Laser Tattoo Removal Courses.



Basic program




PMU SCIENCE

Stylistics, colour theory, skin structure. Types of machines, needles and pigments. Types of lines and movements and their application in permanent make-up. Pigments, principles of mixing of colors, neutralizing unwanted colors. Factors affecting tattoo process and its results. Healing process, recommended aftercare, contraindications, aseptic questions.




OMBRE EYEBROWS

Rules of eyebrow shape building, PMU equipment, schemes and techniques, how to fill eyebrow beginnings, how to get fluffy pixelling texture, how to avoid wrong colour retention, how to achieve good saturation on "bad" skin, manual method. Pigments and mixes, color correction at cover-up procedures. The optimal technique for "Ombre Eyebrows", how to do touch-up and cover-up. Issues of hair stroke techniques including microblading.




FULL LIPS

Types of lips and shape correction, lip PMU methods, rules for sketch drawing. Lip structure, lip skin anatomy, medical aspects of lip tattooing. Lip tattoo equipment, machines and needles. Lip PMU schemes and techniques, how to achieve good retention on complex lips. Pigments and mixes for lip PMU, color correction at cover-up procedures. Color correction issues after healing and their reasons. The optimal technique for "Full lips" procedure. Healing process and recommended aftercare.

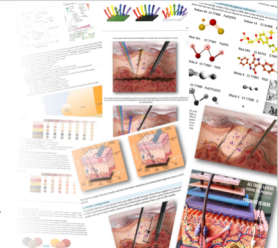


EYELASH ENHANCEMENT

Types of eye positions & shapes and their correction, rules of designing and drawing of eyeliner sketch. PMU equipment, machines and needles, schemes of eyelash enhancement and eyeliner, how to achieve good retention on complex skin, manual method. Pigments and mixes, color correction in eyelid tattooing. The optimal techniques for "Eyelash enhancement" and "Eyeliner". Healing process and recommended aftercare.



Advanced program



PMU SCIENCE

Colour theory, chemistry of pigments, their classification, component analysis of their behaviour after cosmetic tattooing, anatomical, biochemical and biophysical implications of cosmetic tattooing and laser/non-laser tattoo removals, particularities of work with different machines, needles and pigments in regards of different effects. PMU technique as a system of factors determining immediate and healed results.




OMBRE EYEBROWS

Eyebrow methods review, their pros and cons. Complex eyebrows shape, its balance on the face, the best equipment to achieve gradient effects, schemes and techniques for ombre eyebrows, how to perform fluffy eyebrow beginnings, with pixelling texture, how to achieve good colour retention on "bad" skin, tapping method. Pigments and mixes, touch-up/cover-up procedures, color and shape correction. The optimal technique for "Russian Ombre Eyebrows".



3D-LIPS

Types of lips and shape correction, review of all existing lip PMU methods. Rules for drawing lip sketch. Equipment for lip tattooing, machines and needles. Tint/Lipstick/3D Lip PMU schemes and techniques, how to achieve good retention on complex, sun damaged, aged, scarred skin. Pigments and mixes for lip PMU, color correction at cover-up procedures, dark lip correction principles, color correction issues after healing and their reasons. The optimal technique for "3D Lips" procedure. Healing process and recommended aftercare.



SMOKEY EYELINER

Types of eye positions & shapes and their correction, rules of designing and drawing of eyeliner sketch. PMU equipment, machines and needles, the schemes of eyelash enhancement, eyeliner and shaded eyeliner (eyeshadows). Types of smokey eyeliners and their colour solutions. How to shade eyeshadows and increase colour retention in the darkest areas, vascular skin issues, manual method, pigments & mixes, color correction. Optimal techniques for 2 types of "Smokey eyeliners". Healing process and recommended aftercare.





@microbeauofficial @evenflocolors

@ANNAOCKO

TRAINING STRUCTURE

1 area with 1 model - 12 hours, 1.5 days:

PMU Science - 4 hours

Specific Theory for Each Area- 4 hours

Model Practice & Review - 4 hours

2 areas with 2 models- 20 hours, 2.5 days:

PMU Science - 4 hours

Specific Theory for Each Area- 2*4 hours

Model Practice & Review - 2*4 hours

3 areas with 3 models- 20 hours, 3.5 days:

PMU Science - 4 hours

Specific Theory for Each Area- 3*4 hours

Model Practice & Review - 3*4 hours

TRAINER & ACADEMY

Anna Ocko is a Russian-born PMU artist and international trainer in cosmetic & paramedic tattooing, laser & non-laser tattoo removals. Anna is proficient in all existing PMU methods and especially in European light shading techniques with expressive accents and fine gradients. Anna has a degree in Electronic Engineering with extensive education in Chemistry and Optical Electronics. Anna is the only artist representing Australia as an ambassador and consultant to Evenflo Colors and a member of Evenflo Master and Microbeau Elite Artist Pro-teams.



3 areas with 6 models - 40 hours, 5 days:

PMU Science - 4 hours

Specific Theory for Each Area- 3*4 hours

Model Practice & Review - 6*4 hours

3 areas with 7 models (accredited course) -

2 Unit Self Study, Assessment Preparations

Practical Part 44 hours, 5 days:

PMU Science - 4 hours

Specific Theory for Each Area- 3*4 hours

Model Practice & Review - 7*4 hours

In case of different request your course will

be structured according to the same principle



EQUIPMENT AND MATERIALS

The trainer provides all equipment, machines, needles, pigments, anesthetics and all other consumable materials for training procedures.



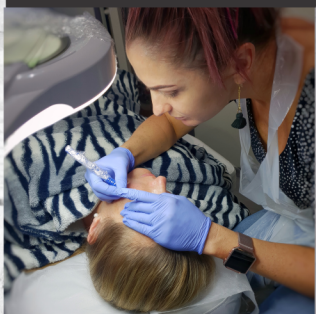
MODELS

The student is responsible for finding models without previous cosmetic tattooing and medical contraindications. The Academy may take part in providing local models for interstate students.

Cost of the procedure is \$200+gst

(paid to Academy)

The Stage 2 (Touch-up session) is required in 6-8 weeks after the initial session and may be performed with the trainer according to our regular studio price.



Our Prices

NON-ACCREDITED PMU COURSES

1-3 Student Group Training Intensive, (8 hour day)



1 area / 1.5 days / 12 hrs / 1 model	\$2000
1 area / 2 days / 16 hrs / 2 models	\$2900
1 area / 2.5 days / 20 hrs / 3 models	\$3800
2 areas / 2.5 days / 20 hrs / 2 models	\$3550
2 areas / 3.5 days / 28 hrs / 4 models	\$5350
3 areas / 3.5 days / 28 hrs / 3 models	\$5100
3 areas / 5 days / 40hrs / 6 models	\$7800

an area is one of the following:

Eyebrows, Eyeliners or Lips

additional model / 0.5 day / 4 hrs \$900

TATTOO REMOVAL COURSES

Non-Laser Removal / 1.5 days / 12 hrs / 3 models \$2000

Laser Removal / 2 days / 16 hrs / 3 models \$3000

PRERECORDER VIDEO COURSES

3D Brow Architecture and Perfect Sketching / 1 hr \$500

BB-Glow Face Treatment European Protocol / 1 hr \$700

If you are a trainer, trainer's assistants, trainer's employee, the dubbing coefficient should be applied to the prices of any our courses.

ACCREDITED PMU COURSES

in partnership with Academy of
Cosmetic Tattoo Australia RTO 45265

GROUP TRAINING (Online + Hands-On) \$8450

The course includes 2 parts:

- 1- SHBBINF001 Maintain infection control
- 2- SHBBSKS003 Design and provide cosmetic tattoo

3 areas / 5.5 days / 44 hrs / 7 models

- Combined form: self study/online/practical
- Government approved Statements of Attainment
- All equipment, materials for procedures are provided
- Lunch & coffee breaks are provided
- All training completed & supervised by a nationally and internationally accredited artist - Anna Ocko and based on the latest European PMU techniques.
- The further support and access to a private facebook support group will be available on completion of the course.

*-Students are required to find their own models for all procedures during the course, however the trainer can take part in organising models.

BeauShade

PMU ACADEMY & COSMETIC TATTOO STUDIO



Welcome


to permanent make-up courses
by Anna Ocko, designed to enhance
your knowledge and skills in
natural shading techniques.

beaushade.com



RUSSIAN SHADING TECHNIQUES

In these courses you will learn the latest developments in permanent make-up, examining shading techniques that will create natural results for your clients.



Contact Details

209 Nelson Street Ballarat East, VIC, 3350

0401744987 (text only) (by appointment)

ocko.anna@gmail.com AnnaOcko

www.beaushade.com AnnaOcko

